




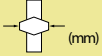
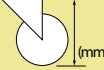




	Ref. Roda	Ref. Rodízio com Placa	
									
4"	2"	5/8"	62	138	87	150	R 42 BPN	GS 42 BPN	FS 42 BPN
						250	R 42 UPN	GS 42 UPN	FS 42 UPN
						250	R 42 NTN	GS 42 NTN	FS 42 NTN
5"	2"	5/8"	62	165	100	175	R 52 BPN	GS 52 BPN	FS 52 BPN
						325	R 52 UPN	GS 52 UPN	FS 52 UPN
						325	R 52 NTN	GS 52 NTN	FS 52 NTN
6"	2"	5/8"	62	196	121	220	R 62 BPN	GS 62 BPN	FS 62 BPN
						400	R 62 UPN	GS 62 UPN	FS 62 UPN
						400	R 62 TM	GS 62 TM	FS 62 TM
8"	2"	7/8"	62	235	153	275	R 82 BPN	GS 82 BPN	FS 82 BPN
						550	R 82 UPN	GS 82 UPN	FS 82 UPN
						550	R 82 NTN	GS 82 NTN	FS 82 NTN
			55			140	R 8200 N	GS 8200 N	FS 8200 N
9"	2"	7/8"	55	280	180	150	R 9200 N	GS 9200 N	FS 9200 N
10"	2"	7/8"	62	292	193	375	R 102 BPN	GS 102 BPN	FS 102 BPN
						700	R 102 UPN	GS 102 UPN	FS 102 UPN
						700	R 102 NTN	GS 102 NTN	FS 102 NTN
						175	R 10200 N	GS 10200 N	FS 10200 N
215	60	7/8"	55	251	165	70	RIT 2504 N	GS 2504 N	FS 2504 N
							RIT 2504 PPN	GS 2504 PPN	FS 2504 PPN
270	80	7/8"	55	312	208	100	RIT 3504 N	GS 3504 N	FS 3504 N
								RIT 3504 PPN	GS 2504 PPN

							Ref. Roda	Ref. Rodizio com Placa	
4"	2"	5/8"	62	138	87	150	R 42 BPR	GS 42 BPR	FS 42 BPR
						250	R 42 UPR	GS 42 UPR	FS 42 UPR
						250	R 42 NTR	GS 42 NTR	FS 42 NTR
						150	R 42 BR	GS 42 BR	FS 42 BR
						250	R 42 PR	GS 42 PR	FS 42 PR
						250	R 42 FR	GS 42 FR	FS 42 FR
5"	2"	5/8"	62	165	100	175	R 52 BPR	GS 52 BPR	FS 52 BPR
						325	R 52 UPR	GS 52 UPR	FS 52 UPR
						325	R 52 NTR	GS 52 NTR	FS 52 NTR
						175	R 52 BR	GS 52 BR	FS 52 BR
						325	R 52 PR	GS 52 PR	FS 52 PR
						325	R 52 FR	GS 52 FR	FS 52 FR
						250	R 52 CR	GS 52 CR	FS 52 CR
6"	2"	5/8"	62	196	121	220	R 62 BPR	GS 62 BPR	FS 62 BPR
						400	R 62 UPR	GS 62 UPR	FS 62 UPR
						400	R 62 NTR	GS 62 NTR	FS 62 NTR
						220	R 62 BR	GS 62 BR	FS 62 BR
						400	R 62 PR	GS 62 PR	FS 62 PR
						400	R 62 FR	GS 62 FR	FS 62 FR
						300	R 62 CR	GS 62 CR	FS 62 CR
						100	R 6200 R	GS 6200 R	FS 6200 R
7"	2"	5/8"	62	222	140	250	R 72 BR	GS 72 BR	FS 72 BR
						500	R 72 PR	GS 72 PR	FS 72 PR
						500	R 72 FR	GS 72 FR	FS 72 FR
8"	2"	7/8"	62	235	153	275	R 82 BR	GS 82 BR	FS 82 BR
						550	R 82 PR	GS 82 PR	FS 82 PR
			550			R 82 FR	GS 82 FR	FS 82 FR	
			400			R 82 CR	GS 82 CR	FS 82 CR	
			140			R 8200 R	GS 8200 R	FS 8200 R	
9"	2"	7/8"	62	280	180	275	R 92 BR	GS 92 BR	FS 92 BR
						550	R 92 PR	GS 92 PR	FS 92 PR
			550			R 92 FR	GS 92 FR	FS 92 FR	
			150			R 9200 R	GS 9200 R	FS 9200 R	
			175			R 10200 R	GS 10200 R	FS 10200 R	
10"	2"	7/8"	62	292	193	375	R 102 BR	GS 102 BR	FS 102 BR
						700	R 102 PR	GS 102 PR	FS 102 PR
			700			R 102 FR	GS 102 FR	FS 102 FR	
			175			R 10200 R	GS 10200 R	FS 10200 R	
215	60	7/8"	55	251	165	70	RIT 2504 R	GS 2504 R	FS 2504 R
270	80		55	312	208	100	RIT 3504 R	GS 3504 R	FS 3504 R

							Ref. Roda	Ref. Rodízio com Placa	
									
4"	2"	17	62	138	87	150	R 42 BPE	GS 42 BPE	FS 42 BPE
						250	R 42 UPE	GS 42 UPE	FS 42 UPE
						250	R 42 NTE	GS 42 NTE	FS 42 NTE
						150	R 42 BE	GS 42 BE	FS 42 BE
						250	R 42 PE	GS 42 PE	FS 42 PE
						250	R 42 FE	GS 42 FE	FS 42 FE
5"	2"	17	62	165	100	175	R 52 BPE	GS 52 BPE	FS 52 BPE
						325	R 52 UPE	GS 52 UPE	FS 52 UPE
						325	R 52 NTE	GS 52 NTE	FS 52 NTE
						175	R 52 BE	GS 52 BE	FS 52 BE
						325	R 52 PE	GS 52 PE	FS 52 PE
						325	R 52 FE	GS 52 FE	FS 52 FE
						250	R 52 CE	GS 52 CE	FS 52 CE
6"	2"	17	62	196	121	220	R 62 BPE	GS 62 BPE	FS 62 BPE
						400	R 62 UPE	GS 62 UPE	FS 62 UPE
						400	R 62 NTE	GS 62 NTE	FS 62 NTE
						220	R 62 BE	GS 62 BE	FS 62 BE
						400	R 62 PE	GS 62 PE	FS 62 PE
						400	R 62 FE	GS 62 FE	FS 62 FE
						300	R 62 CE	GS 62 CE	FS 62 CE
7"	2"	17	62	222	140	250	R 72 BE	GS 72 BE	FS 72 BE
						500	R 72 PE	GS 72 PE	FS 72 PE
						500	R 72 FE	GS 72 FE	FS 72 FE
8"	2"	20	62	235	153	275	R 82 BPE	GS 82 BPE	FS 82 BPE
						550	R 82 UPE	GS 82 UPE	FS 82 UPE
						550	R 82 NTE	GS 82 NTE	FS 82 NTE
						275	R 82 BE	GS 82 BE	FS 82 BE
						550	R 82 PE	GS 82 PE	FS 82 PE
						550	R 82 FE	GS 82 FE	FS 82 FE
						400	R 82 CE	GS 82 CE	FS 82 CE
		17	55	140	R 8200 E	GS 8200 E	FS 8200 E		
		9"	2"	20	62	280	180	275	R 92 BE
550	R 92 PE							GS 92 PE	FS 92 PE
17	55			550	R 92 FE	GS 92 FE	FS 92 FE		
				150	R 9200 E	GS 9200 E	FS 9200 E		
10"	2"	20	62	292	193	375	R 102 BPE	GS 102 BPE	FS 102 BPE
						700	R 102 UPE	GS 102 UPE	FS 102 UPE
						700	R 102 NTE	GS 102 NTE	FS 102 NTE
						375	R 102 BE	GS 102 BE	FS 102 BE
						700	R 102 PE	GS 102 PE	FS 102 PE
		17	55	700	R 102 FE	GS 102 FE	FS 102 FE		
				175	R 10200 E	GS 10200 E	FS 10200 E		
215	60	17	55	251	165	70	RIT 2504 E	GS 2504 E	FS 2504 E
270	80			312	208	100	RIT 3504 E	GS 3504 E	FS 3504 E